




Aged 2-6

Up To 30 Kg


B100

BALANCE BIKE

USER MANUAL



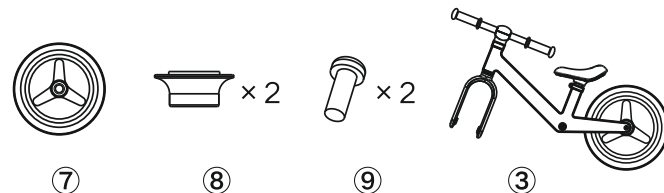
PRODUCT DESCRIPTION



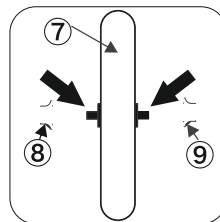
- | | | |
|------------------|--------------|---------------|
| ① Anti-skid arms | ④ Seat | ⑦ Front wheel |
| ② Handlebars | ⑤ Front fork | ⑧ Bear cover |
| ③ Frame | ⑥ Rear wheel | ⑨ Screw |

HOW TO ASSEMBLE THE BIKE

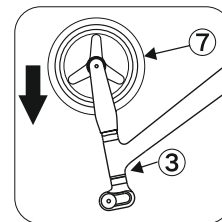
Get these parts



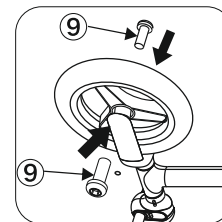
Following the below steps



Put the bear cover on to the bear of the front wheel



Put the frame upside down and then insert the front wheel in



Screw the front wheel on the front fork

Dear customer! Should you have any remarks or questions concerning the product, please do not hesitate to contact us: **support@tututis.it**

Producer: Kunshan Doctor Kayne Child Products Co., Ltd
4 th floor, No 9 buliding, No 8 Nandian Road, High-tech Zone, Kunshan City, Suzhou City, Jiangsu Province, China

IMPORTANT

Please read this manual before you start using the product to see its functions and use them in accordance with intended use. Keep this manual for future reference.

WARNINGS!

- The bike is intended for children aged 2-6 and up to 30 kg heavy.
- The bike is intended for one person only.
- The bike must be assembled, disassembled and adjusted by an adult only and away from children.
- When using the product, please wear a protective equipment (helmet, guards).
- Do not let your child stand on the seat or arms.
- Do not use the bike on a sloping or uneven surface.
- Do not use the bike near roads.
- Do not use the bike near potentially dangerous areas (e.g. swimming pool).

- The child who uses the bike should be supervised by an adult.
- The child who uses the bike must wear footwear.
- Handle the toy carefully. It is necessary to have skills which prevent falls or collisions causing user' s and other persons' bodily injuries.
- Keep plastic packaging out of reach of children as they pose a suffocation risk.
- Before every use, check the bike for any damage, loose connections or missing components.
- Do not use the product if any component is missing or damaged. This being the case, contact the manufacturer' s authorized service center.
- Do not tow the bike behind the car or other vehicle Keep the product away from sources of heat, high temperatures, hot surfaces, sources of ignition, naked flame, oil and sharp edges.
- Store the bike in a dry place.
- Do not use the product if weather is unfavorable (e.g. frost, rain, snow, black ice). The safest areas for using the bicycle are those with little or no vehicular traffic, such as private areas, playgrounds, schoolyards, and school playgrounds.

HOW TO USE

It is necessary to sit on the saddle, grab both arms of the handlebar properly and then push alternately feet against the ground. When the child gathers speed on the bike, it must lift feet to ride freely. This way the child can learn to keep balance. To turn, the child must turn the handlebars in a proper direction and keep its balance.

HOW TO MAINTAIN AND CLEAN

Wash the bike with a wet cloth, then wipe it dry. Do not use caustic or abrasive cleaning agents. The pictures are for reference only. The real design of the products may differ from the pictures presented.

The product is CE certificated under tested and complies with the following standards:

EN 71-1,
EN 71-2,
EN 71-3

